


Warning! Buyer/user assumes all responsibility for safety and proper use not in accordance with the directions and safety labels.



LED

For Wave Point® 4 Lamp Lighting System
or Use As A Retro-Fit Kit

MOONLIGHT STRIP



FEATURE:

- **Blue LED MoonLight**
- **3.3 watt LED Lamps (0.18w each)**
- **For Wave Point® 4 Lamp Lighting System**
- **Use As A Retro-Fit Kit**
- **Pivots Up To 180° Degrees**
- **8ft. Power Cord and UL Listed Transformer**

IMPORTANT WARNING AND SAFEGUARDS

- **READ AND FOLLOW THE GUIDELINES TO ENSURE THE PROPER USE AND APPLICATION. FAILURE TO FOLLOW THESE GUIDELINES MAY RESULT IN FIXTURE DAMAGE, ELECTRICAL SHOCK, FIRE AND/OR INJURY.**
- **DO NOT OPERATE THE LIGHT WITHOUT THE PROTECTIVE GLASS LENS**
- **WARNING! HANDLE WITH CARE**
- **DO NOT TOUCH THE FIXTURE WHILE OPERATING. BEFORE WORKING ON THE FIXTURE AND/OR AQUARIUM, THE FIXTURE MUST BE DISCONNECTED FROM THE POWER SUPPLY.**
- **PRIOR TO ADJUSTING ANGLE OF THE LIGHT AND OR WORKING ON THE LIGHT FIXTURE, THE FIXTURE MUST BE DISCONNECTED FROM THE POWER SUPPLY.**

This product may contain chemicals known to the state of California to cause cancer and or birth defects or other reproductive harm. Wash your hand after handling this product.

It is your sole responsibility to verify that the plug and the receptacle are clean and free of moisture and salt build up at all times. The receptacle must be free of water, salt, calcium, magnesium and dust. Failure to do so can cause fire, damage to property, permanent damage to the product and personal injury not limited to loss of life.

Do not plug into extension cord or power strip.

*Hg lamp contains Mercury
Manage in accordance with disposal laws
See: www.lamprecycle.org*

A drip loop must be used when plugging all electrical aquarium devices. A drip loop is that part of the cord hanging below the receptacle.

The national code requires that a GFCI (Ground fault circuit interrupter) be used in the branch circuit supplying all power to water pumps and electrical aquarium equipment. If you do not have a GFCI, have an electrician install one prior to operating any aquarium component.

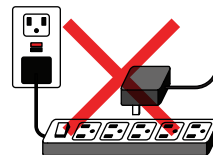
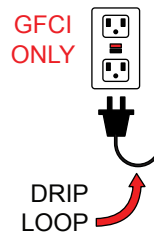
Additional Safety Precautions & Warnings:

Age Recommendation: 18 years or over. Not a toy. Not intended for use by children without direct adult supervision. As the user of this product, you are solely responsible for operating it in a manner that does not endanger yourself and others or result in damage to the product or the property of others.

Read and follow the guidelines to ensure the proper use and application. Failure to follow these guidelines may result in light fixture damage, electrical shock, fire and/or injury.

- *Use this product for its intended use only.*
- *Never yank or pull the cord from the electrical outlet.*
- *Do not place the light fixture directly on top of the aquarium without using mounting bracket.*
- *Do not operate if the plug or wire is damaged.*
- *The light fixture or remote ballast is not to come in contact with water.*
- *The light fixture must be turned off/disconnected from the power supply before any maintenance is done to either the light fixture or the aquarium.*
- *Verify that hands are dry prior to disconnecting the power.*
- *To reduce the risk of electrocution keep all connections dry.*
- *If the light fixture or ballast falls or comes in contact with water/excess moisture, unplug the light fixture from the power supply immediately before removing. Failure to do so may cause electrical shock or injury.*
- *The light fixture and connections need to be free of water, moisture and salt build up at all times. Failure to do so will cause electrical arcing resulting in possible fire or electrical shock.*
- *Do not place above an open top aquarium.*

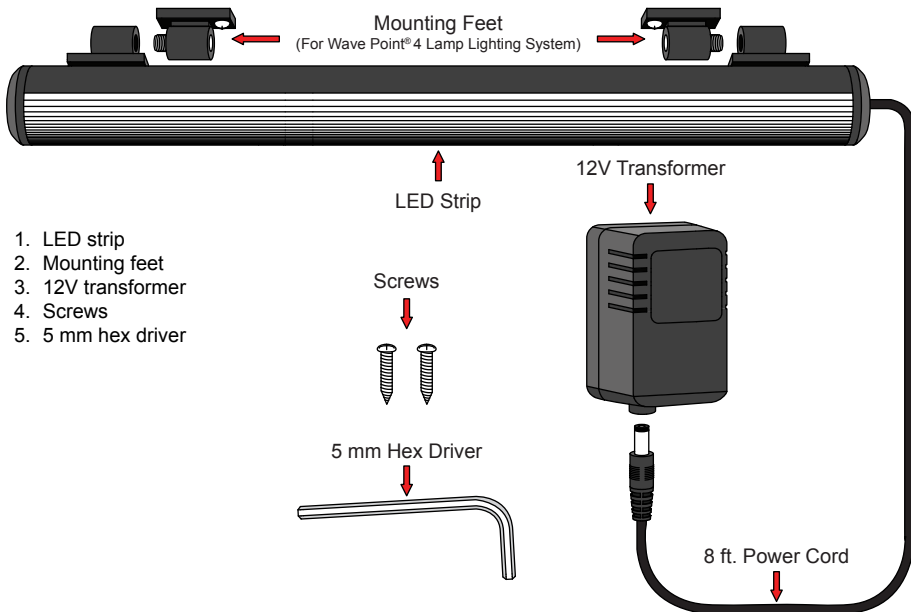
- **Note: Any water damage to the LED unit voids all warranties**



WAVE POINT® LED MOONLIGHT STRIP

MODEL #	DESCRIPTION
01096	Wave Point® 3.3 watt 12.5 in LED Moonlight Strip

PART LIST

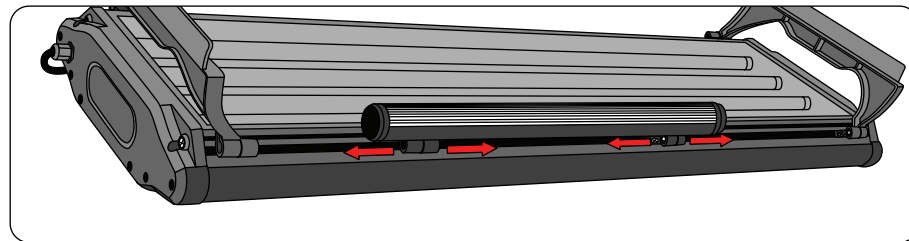
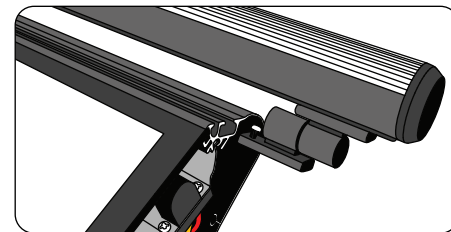
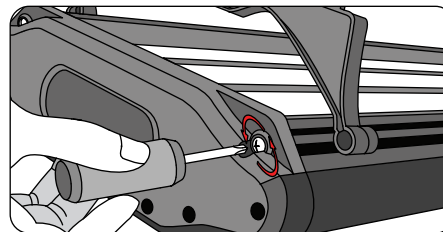


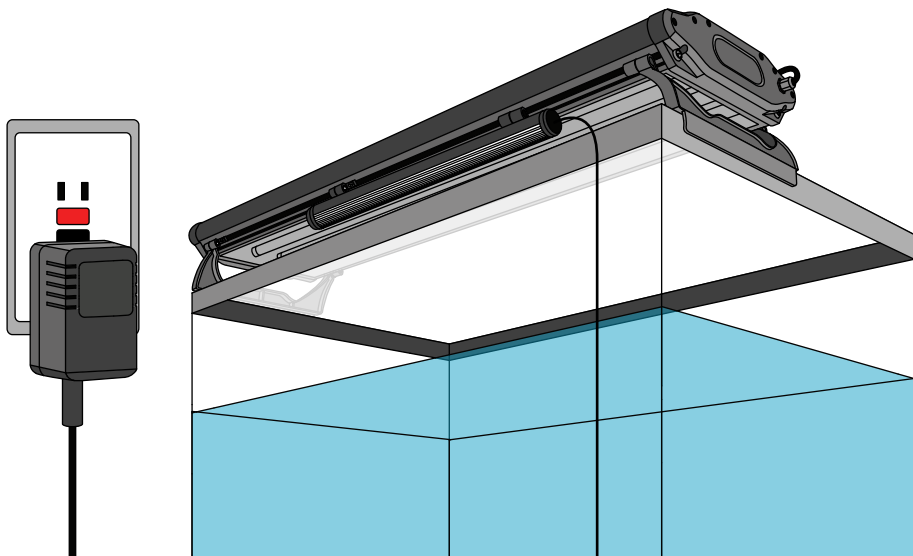
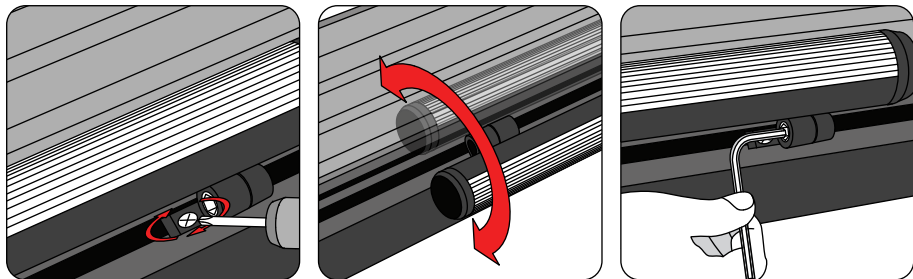
INSTRUCTIONS FOR INSTALLATION

FOR WAVE POINT HO T5 FLUORESCENT 4 LAMP LIGHTING SYSTEM:

Required tools: 5 mm hex driver & Philips screwdriver

1. Unplug the fixture from the receptacle.
2. Position the light fixture upside down and loosen all 8 screws from the side plate that doesn't have AC cord to remove the side plate and the leg.
3. Slide the LED Moonlight into the track now reinstall leg and side plate.
4. Adjust LED Moonlight Strip left and right to the desired location.
5. Use the philips screwdriver to secure LED Moonlight strip to the light fixture.
6. Adjust LED Moonlight Strip in and out.
7. Use the 5 mm hex driver to secure the light at the desired angle.
8. Place on top of the aquarium
9. Plug directly into a GFCI receptacle

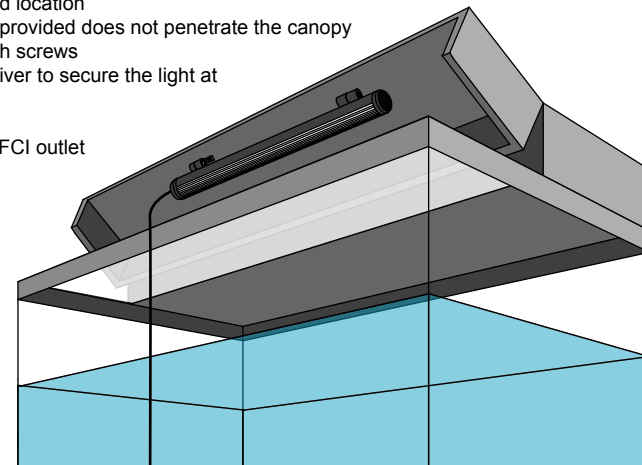
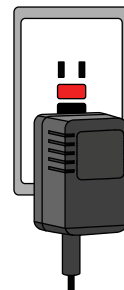




INSTRUCTIONS FOR INSTALLATION

IF USING AS A RETRO-FIT KIT

1. Unplug all lighting connected to the canopy
2. Loosen the 5 mm hex nut
3. Position in the desired location
4. Verify that the screw provided does not penetrate the canopy
5. Secure to canopy with screws
6. Use the 5 mm hex driver to secure the light at the desired angle
7. Replace canopy
8. Plug directly into a GFCI outlet



TROUBLESHOOTING

FOR QUESTIONS AND ANSWERS, VISIT OUR WEBSITE
www.wave-point.com

WARRANTY

<http://www.wave-point.com/warranty.html>

30 DAY PRODUCT GUARANTEE

- If within 15 days of purchase you experience any problems with this Wave Point® Technology product, return it to the retailer where purchased for replacement. Product must be returned in its original box, with all original parts and must be accompanied by the original receipt as proof of purchase.
- Products beyond the 30 days of purchase that experience problems should NOT be returned to the retailer, supplier, or distributor. These WavePoint® products fall under the auspices of the Wave Point® Technology 1 year limited direct manufacturer warranty. All such problems must be addressed directly with Wave Point® by the warranty holder (see below).

1 YEAR DIRECT MANUFACTURER LIMITED WARRANTY

Wave Point® Technology products are warranted to all registered warranty product owners to be free of defect in materials and workmanship for one (1) year from date of purchase.

- URGENT: Fill out the warranty registration card included in this box to activate registration in the Wave Point® limited warranty program. Warranty card must be completed and returned to Wave Point® Technology within thirty (30) days of purchase (Warranty Card).
- Under this program, Wave Point® Technology will, at its election, repair, replace or make appropriate adjustment where inspection by the Wave Point® company discloses any such defects occurring in normal usage within one (1) year after consumer purchase.
- Only properly registered Wave Point® products are eligible for this warranty service.
- After the 15 (fifteen) day guarantee has expired, contact Wave Point® Technology directly for warranty product repair. Do NOT return such Wave Point® products to the retailer, distributor or supplier for repair or replacement.
- Wave Point® Technology is not responsible for any removal, installation or shipping costs incurred in the warranty process.
- Lamps are not covered under the 1 Year limited warranty.
- **Only Ballast is covered under the 1 Year warranty.**
- Warranty is void if the failure of Wave Point® product or system or any part, sealant or component thereof is found to be caused by misuse, tampering, negligence, abuse, misapplication, failure to properly maintain the product, failure to keep dry (not to come in contact with water), salt build up, or use without Ground Fault Circuit Interrupter.
- This warranty is non-transferable.
- This warranty is limited to possible parts replacement and labor connected therewith.

Wave Point® Technology is not liable for any incidental or consequential damages including but not limited to loss of life, personal injury, property damage, damage to equipment, or lost wages, income, profits or savings.

- Note: Some US states do not allow liability limitations or exclusions on incidental or consequential damages to the extent listed in the above disclaimer. Check your local state regulations for details on regulations specific to your state.

NOTE: Wave Point® Technology's warranty policy is subject to change without notice.

RETURNING PRODUCTS FOR WARRANTY REPAIR

Contact Wave Point® Customer Support at www.wave-point.com/helpdesk.html for all trouble shooting, warranty verification and return authorization numbers.

NOTE: Products returned without Return Authorization Numbers will be refused.

Procedures:

I HAVE A COPY OF MY ORIGINAL COMPLETED WARRANTY CARD:

Wave point® product owners seeking warranty resolution should return their Wave Point® product directly to the manufacturer along with:

1. Return Authorization Number clearly written on outside of box
2. Copy of warranty card with attached copy of original receipt as proof of purchase
3. Warranty holder's address, phone number & email address if different than listed on warranty card
4. Written explanation of problem

I DO NOT HAVE A COPY OF MY ORIGINAL COMPLETED WARRANTY CARD:

In the event you do NOT have a copy of your original completed Warranty Card you may choose instead to forward your full customer contact information and proof of purchase as listed below:

1. Return Authorization Number clearly written on outside of box
2. Copy of original receipt as proof of purchase
3. Warranty holder's name, address, phone number and email address
4. The Wave Point® serial number as listed on the product being returned
5. Written explanation of the problem

*SEND TO: *Please go to our website for our new address.*

Wave Point® Technology / Warranty Repair Desk

300 South Lewis Rd. Unit J, Camarillo, CA 93012, USA

In the event Wave Point® products are returned for warranty work and are found to be outside the parameters of the warranty or otherwise caused by other than normal usage, the warranty holder will be contacted by phone or email and offered the option of (a) repair and return at the owner's expense, (b) return of the product to the owner "as is" at the owner's expense, or (c) disposal of the product. Only prepaid freight returns will be accepted. All freight is the responsibility of the warranty holder.

NOTE: Wave Point® Technology's warranty policy is subject to change without notice.

RETURNING PRODUCTS FOR OUT-OF-WARRANTY REPAIR

Wave Point® owners experiencing problems with a Wave Point® product no longer under warranty may send their Wave Point® product to Wave Point® Technology for repair.

For help with, or repair of, products no longer under warranty, for trouble shooting tips and/or return authorization numbers, contact Wave Point® Customer Support at www.wave-point.com/helpdesk.html. Products returned without a return authorization number will be refused.

Procedures:

WavePoint® product owners seeking product repair should return their Wave Point® product directly to the manufacturer along with:

1. Return Authorization Number clearly written on outside of box
2. Owner's name, address, phone number and email address
3. The Wave Point® serial number as listed on the product being returned
4. Written explanation of problem

SEND TO: **Please go to our website for our new address.*

*Wave Point® Technology/ Repair Desk
300 South Lewis Rd. Unit J, Camarillo, CA 93012, USA*

All repair and shipping costs are the responsibility of the owner. Depending on the problem and/or cost, products are not always repairable. In such instances all shipping costs remain the responsibility of the owner. If a Wave Point® product returned for repair is found to be either non-repairable or beyond a reasonable cost to repair, the owner will be contacted by Wave Point® and offered the option of either disposal of the product or return to the owner at the owner's expense.

1 YEAR LIMITED WARANTEE OWNER REGISTRATION CARD

Wave Point® product owners MUST register their purchase with Wave Point® Technology for their warranty benefits to be in effect. Unregistered products are not eligible for warranty.

This warranty card must be completed and submitted within 30 days of product purchase.

Send this completed form along with a copy of the original retail receipt as proof of purchase to:

Wave Point® Technology. *Please go to our website for our new address.

Warranty Submissions Desk

300 South Lewis Rd. Unit J, Camarillo, CA 93012, USA

OWNER INFORMATION

Date _____

Name: _____

Address: _____

City: _____

State/Province: _____

Postal Code: _____

Country _____

Email: _____

Cell Phone: _____

Work Phone: _____

Home PPhone: _____

PRODUCT INFORMATION

Product Serial Number: _____

Model No. _____

(NOTE: This is the digit number located on the PIN tag affixed to the unit)

Date of Purchase: _____

Seller (Retail Outlet): _____

Seller's Location: _____

Seller's Phone Number: _____

***Affix a copy of your original purchase receipt here**

IMPORTANT: Please make a copy of this warranty card and retain it for your records.





Wave Point® Technology

www.wave-point.com

©2011 Wave Point® Technology
Photo: ©Wave Point®, ©Greg Rothchilds
All rights reserved